

University of
South Wales
Prifysgol
De Cymru

ROYAL WELSH COLLEGE
OF MUSIC & DRAMA
COLEG BRENHINOL
CERDD A DRAMA CYMRU



University of South Wales Group (2015 – 2020) Travel Plan



University of South Wales Group
Estates & Facilities Department
Visit: www.southwales.ac.uk/travel

Contents

Introduction to the Travel Plan	2
• Scope	2
• Benefits.....	4
Achievements to Date	3
Travel Survey Results	4
Aim, Objectives & Targets.....	7
• Aim	7
Delivering the Travel Plan	8
Action Plan.....	8
• Walking and Cycling	8
• Public Transport.....	9
• Car Travel.....	9
• Working Arrangements	9
Monitoring and Review.....	20
Appendix 1	21

<i>Issue No</i>	1.3		
<i>Issue Date</i>	20.03.2017		
<i>Page</i>	1	of	26

Introduction to the Travel Plan

The University of South Wales (USW) is currently the largest university in Wales and a major employer, with over 30,000 students and over 3,000 staff attending its campuses. Therefore, it is unsurprising that travel to and from its campuses creates a major impact on the surrounding area and environment. As a university, we are committed to reducing our environmental impact and carbon footprint. This commitment is demonstrated within our BS EN ISO 14001:2004 Environmental Management System, and set out in our Environmental Policy statement. Details of the Group's commitment to the environment and travel can be found at <http://www.southwales.ac.uk/environment>.

The University of South Wales Group Travel acknowledges the above principles together with guideline documents such as the 'Active Travel (Wales) Act 2013', 'Sustainable Development Bill' and the 'Good Practice and Guidelines: Delivering Travel Plans', commissioned by the Department for Transport, in consultation with Communities and Local Government, to give further impetus to the use of travel plans as a means of promoting sustainable travel. The Travel Plan also supports the 'University of South Wales Group Environmental Strategy'.

This travel plan sets out how we will encourage staff, students, contractors and all visitors to adopt more sustainable modes of transport, and make every effort to reduce single-occupancy car use. It has been developed for the five-year period covering 2015 – 2020, and includes both physical and behavioural measures to increase travel choice. We recognise this is a live document and it will therefore be continually monitored and improved to ensure it remains current and reflective of any efforts and developments made to increase the use of sustainable travel options.

Scope

Our travel plan covers all campuses within the USW Group; the Treforest, Glyntaff, Atrium and Newport City Campus, as well as the USW Satellite Sites; USW Sports Park, Atlantic House, Baglan Hydrogen Centre, and also includes the USW Group Subsidiary Institutions; The College Merthyr Tydfil and finally the Royal Welsh College of Music & Drama.

The Caerleon Campus was included in the initial survey carried out in 2014 just after the merger and formation of USW. This campus has since been closed and decommissioned.

As a result of the merger, the geographical nature of the USW Group campuses is spread across South East Wales. This presents various challenges when managing the impact of travel, which differ amongst the numerous campuses.

The plan covers the commuting journeys of staff and students, business travel, university owned vehicles and working practices and alternatives to travel. It will continue to develop in

<i>Issue No</i>	1.3		
<i>Issue Date</i>	20.03.2017		
<i>Page</i>	2	of	26

accordance with the changing circumstances of the University and environment in which it works.

Treforest

The Treforest campus is the largest campus within the USW portfolio. The campus is located 11 miles north of Cardiff and the M4 just off the A470 arterial road between Cardiff and the M4 and Merthyr. The campus is also linked to Cardiff via the Arriva valleys line. The station is approx. 5 – 10 minutes' walk from the campus. The campus is also situated close to the Taff trail which is part of the Sustrans National Cycle Network. This provides the students with good links to and from Cardiff and Merthyr. It also provides students and staff with a number of options to choose alternative less impacting commuting to site. The train discounts and Cyclescheme help to encourage the use of the train and cycle network.

Glyntaff

This campus is split into upper and lower, and is situated across the A470, opposite the Treforest campus. It is within a 10-minute walk from the Treforest Campus. A shuttle bus is provided for the students to travel between the three campuses, Treforest, Glyntaff, and the Sport Park. The Glyntaff campus is situated close to the Taff Trail which runs alongside the campus.

Sport Park

Is located on the Treforest Industrial Estate approximately 3 miles to the south. Again this is close to the A470 and has good links to the Cycle network and the Treforest Industrial Estate train station allowing access to Cardiff 11 miles to the south and Merthyr 17 miles to the north. There are plans to expand this campus in the near future 2016/17. Less impacting travel will be considered during this process.

Atrium, Atlantic House

Atrium is located in the centre of Cardiff near to the Queen Street Station. Car parking in the centre of Cardiff is expensive and the Atrium campus has limited parking space. This helps deter staff and students from using the car. The bike shelters are well used in the campus. The campus was extended in summer 2016 and extra cycle provision is a key consideration.

Atlantic house is a short distance to the south of the Atrium campus. This campus is linked by a foot / cycle bridge across the railway line to the atrium campus. Approximately 5-minute walk.

<i>Issue No</i>	1.3		
<i>Issue Date</i>	20.03.2017		
<i>Page</i>	3	of	26

Newport City

Newport City Campus is situated in the centre of Newport. Again parking is limited encouraging staff and students to use alternative less impacting means of travel. The campus has approx. 13 spaces most of which are reserved for disabled staff or students. The campus is on a cycle route and is located approximately 5 – 10 minutes from the train and bus stations.

Baglan

Is out on a limb located in the Baglan Energy park. This small campus is close to the M4

Royal Welsh College of Music and Drama (RWCMD)

RWCMD is part of the USW group and is located near to the Castle ground on the busy North Road in Cardiff centre. The RWCMD campus has good links to the cycle network. The team there have undertaken a number of measures to help and encourage the use of the bike to travel to the campus.

Merthyr College

Again part of the USW Group and is located a short walk from Merthyr town centre. The campus is located just off the A470 and has good links to the Sustrans route 8 Taff Trail. The campus is also short walk from the station in Merthyr that provides a train link between Cardiff and Merthyr.

Benefits

A sustainable travel plan and the achievement of the university's travel objectives will bring a number of benefits:

- A reduction in carbon emissions, helping the university meet our strategic carbon targets, and also benefiting the local community through improved air quality.
- Compliance with the university's Environmental Policy which commits to reducing the impact of travel on the local environment.
- The provision of a wide range of sustainable travel measures / facilities, helping to improve access to education, training and jobs for staff, visitors and students.
- Sustainable travel reduces pressure on car parking spaces on campuses.
- Staff and students can benefit through reduced fuel and parking cost as a result of car sharing.

<i>Issue No</i>	1.3		
<i>Issue Date</i>	20.03.2017		
<i>Page</i>	4	of	26

- Health benefits through active travel (cycling and walking to work).
- By having a travel policy and plan and working with the local authority, Sustrans bus and train companies, the university can help improve and expand public transport and cycle networks.

Achievements to Date

While this is a new plan for the USW, a lot of work has already been undertaken at the former universities and colleges before the merger. This has included the following:

- Travel plans have been compiled and followed in the past. Travel objectives and targets have been set and achieved.
- Car parking charge and car sharing schemes have been set up to deter single occupancy vehicle use.
- Bus companies have been engaged to provide discounts and improved bus facilities for students.
- USW has an established relationship with Sustrans to help improve and promote the cycle network in the local area.
- Cycling facilities have been introduced and improved.
- A relationship has been built up with Arriva Trains to develop 34% discount.
- Various discount on student rail travel such as student rail cards help to facilitate train travel.
- Cyclescheme was introduced initially in the Newport Campuses and rolled out to include the whole of USW.
- Work has been undertaken to promote sustainable travel methods via notice boards, web pages, maps etc.

<i>Issue No</i>	1.3		
<i>Issue Date</i>	20.03.2017		
<i>Page</i>	5	<i>of</i>	26

Travel Survey Results

Travel Survey Results 2014

During 2014 a travel survey was undertaken to understand the current travel habits of staff and students traveling to and from their place of work/study and for inter-campus travel (Appendix 1). It was also used to gauge what measures would encourage staff to travel in a more sustainable way. The results from the survey provided a baseline level of single occupancy car use which enabled us to set our travel objectives and targets.

The results indicated that of the 427 people who responded to the survey, 97% were staff and 3% were students, most were full time at the university (79%) and worked/studied at Treforest (58%), Caerleon (15%) and Glyntaff (11%). Caerleon was included in the initial survey as the campus was in use. The campus has since closed and therefore staff and students are no longer based there.

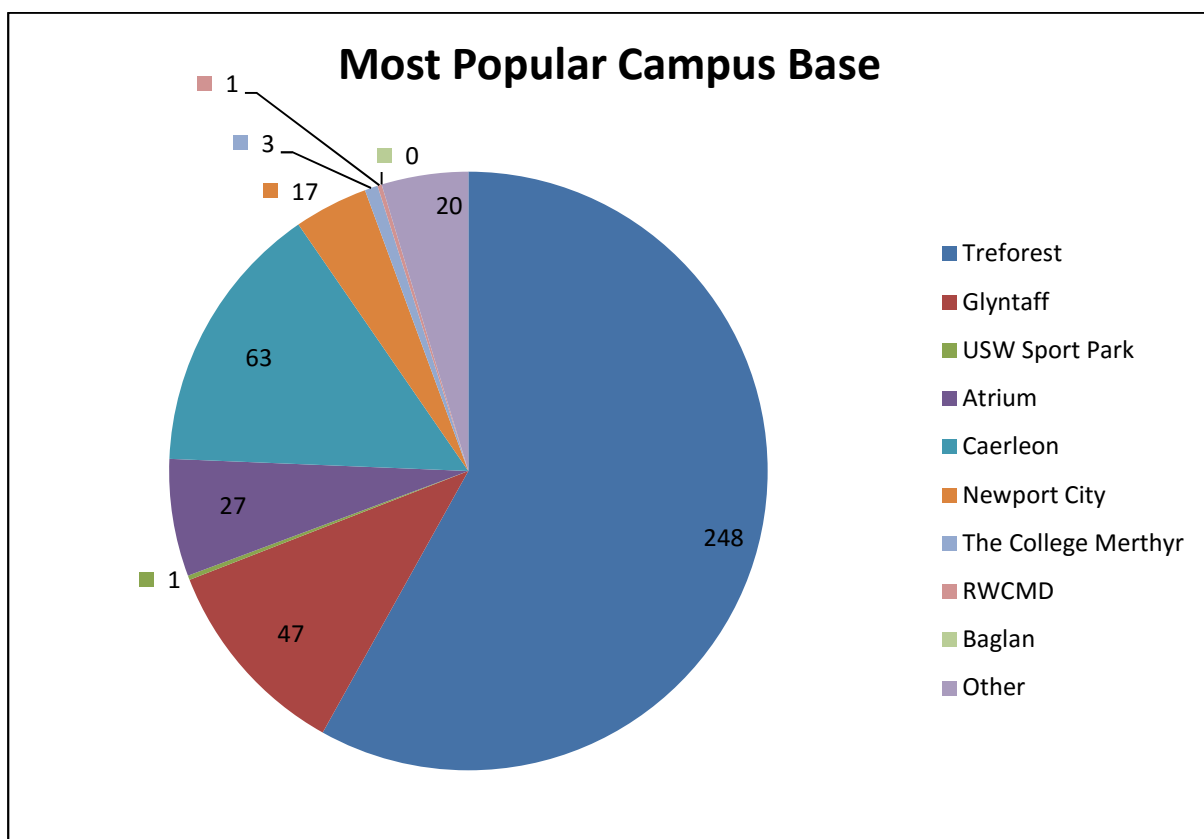


Chart 1 Numbers of staff and students that responded to the travel survey from each campus.

Most people (85%) use a single mode of transport to get to work/study and this is mainly single occupancy or only the driver in traveling in the car (62%). The next most popular forms of transport to the university included travel by train (13%), car sharing (7%), bike (4%) and bus journey (4%).

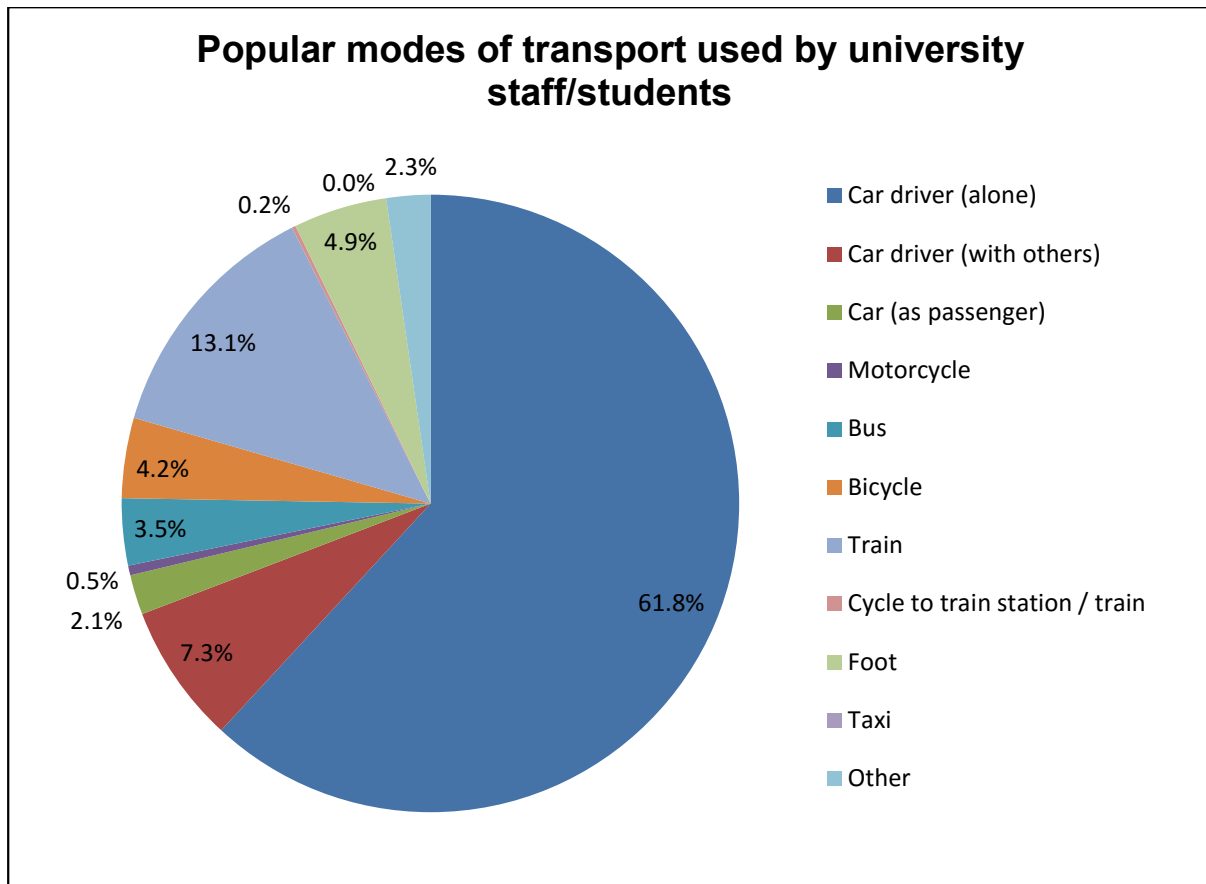


Chart 1. Percentage of staff/students that use the following modes of transport to travel to/from campus.

It was found that the main motivators which determined the mode of transport were choosing transport that was the quickest, cheapest, most comfortable, and least effort. When asked about what would encourage staff/students to car share, 34% said they would not car share, 17% said incentives would encourage them and 16% said that help to find car share partners would encourage them. To encourage cycling and walking to the university, most responses were that nothing would encourage them to do so. A small number of people said that better cycle paths, lighting on cycle paths, workplace showers, changing facilities and lockers for bicycles as well as arrangements to buy bicycles at a discount would encourage them to cycle. Most people responded that a reduction in public transport fares and a more reliable and frequent service would help reduce car travel, as well as better showers and changing facilities at the university and more lockers and storage facilities.

Issue No	1.3		
Issue Date	20.03.2017		
Page	7	of	26

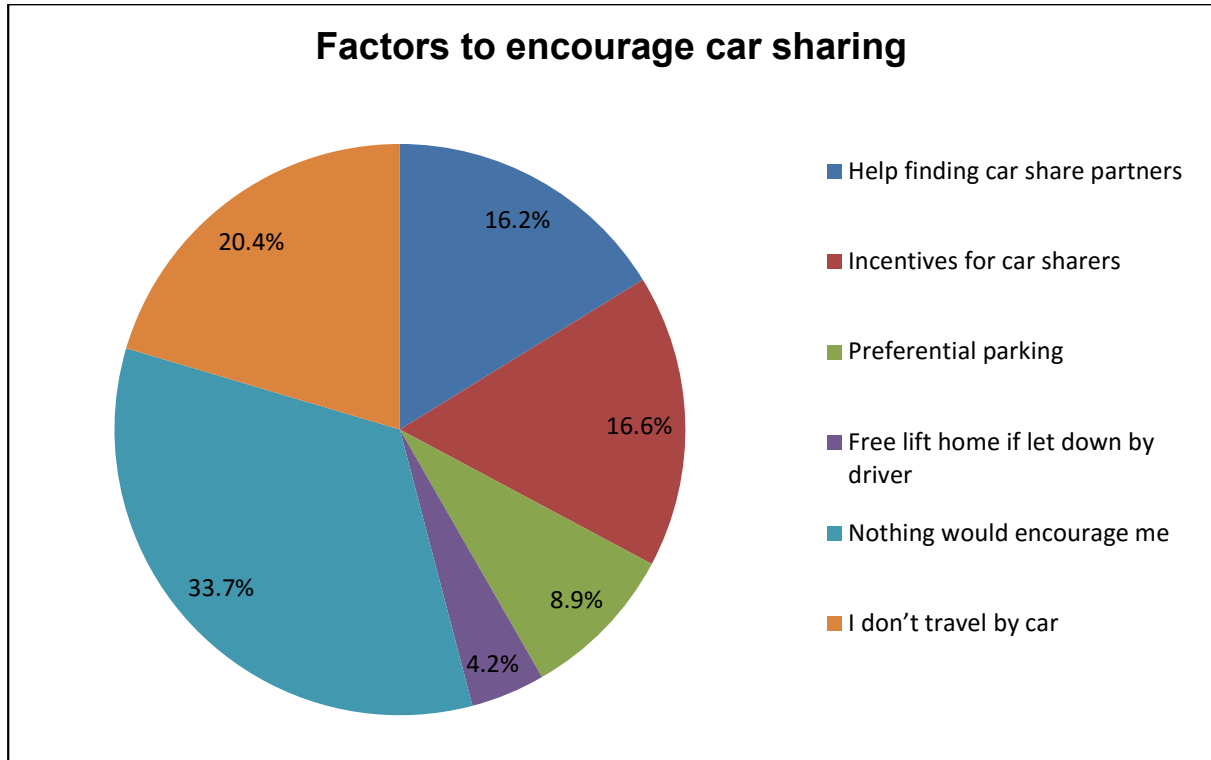


Chart 2. Percentage of staff/students that would be encouraged to car share.

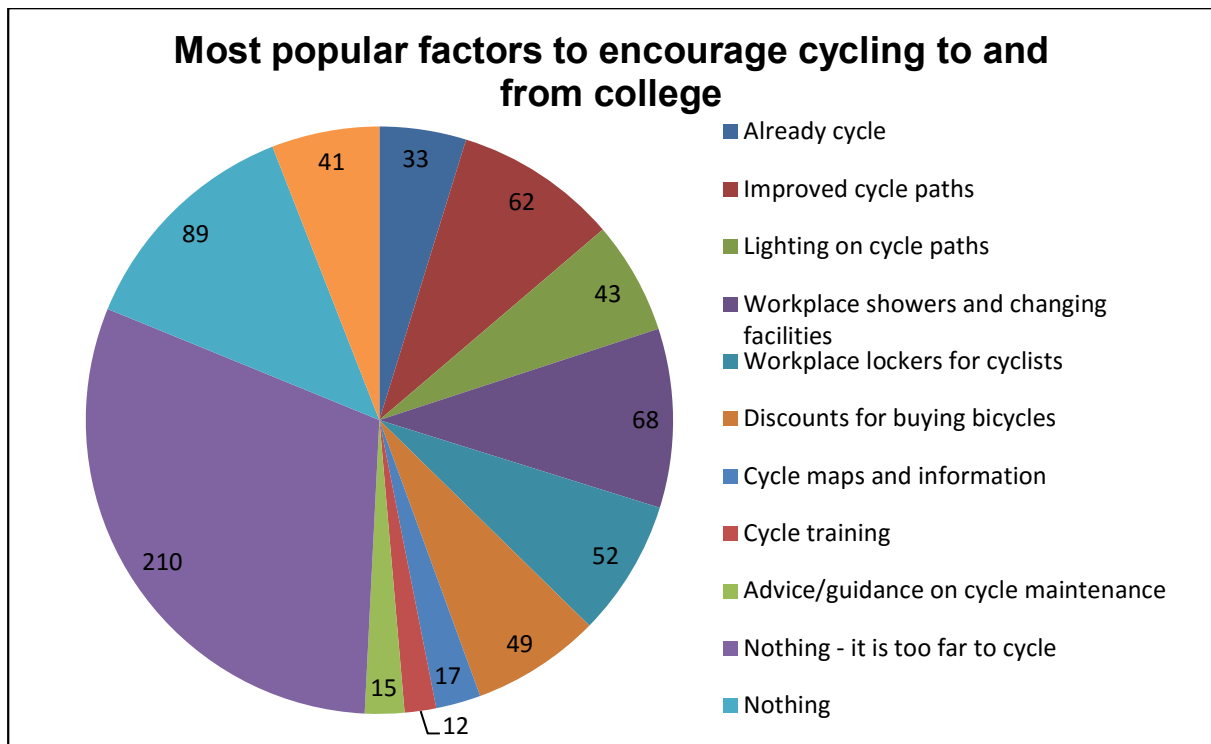


Chart 3. Most likely factors to encourage staff/students to cycle.

With regard to inter-campus travel, it is mainly undertaken twice a week with only the driver traveling in the car.

Issue No	1.3
Issue Date	20.03.2017
Page	8 of 26

Travel Survey Results 2016

During 2016 a further travel survey was undertaken to look at the vehicle occupancy trends across the university campuses.

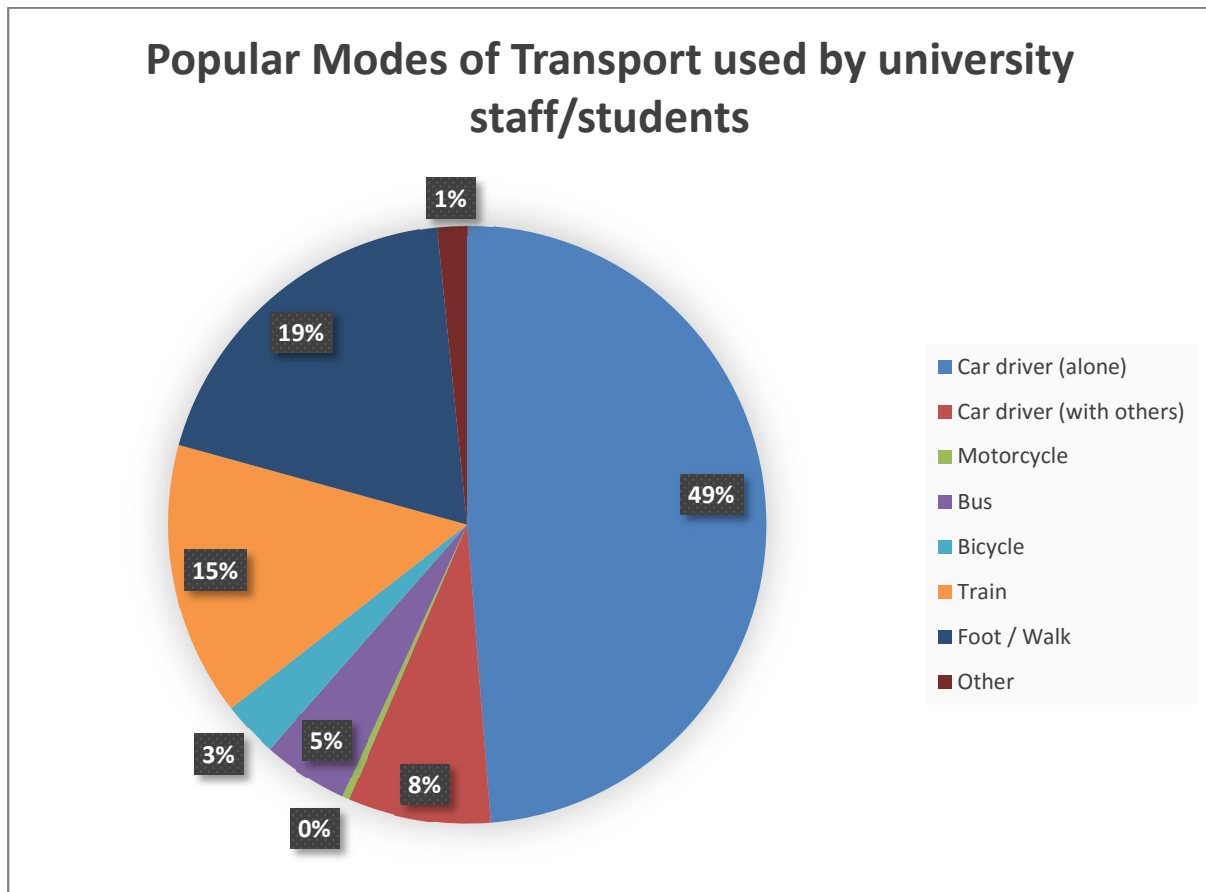


Chart 1 Shows the percentage of staff / students that use various means of transport to get to and from the University of South Wales campuses.

The results have been compared to the 2014 figures. The single occupancy car use shows a reduction in single occupancy car use from nearly 62% to 49%. The recent results show a 21% reduction in single occupancy car use compared to 2014 figures.

Issue No	1.3
Issue Date	20.03.2017
Page	9 of 26

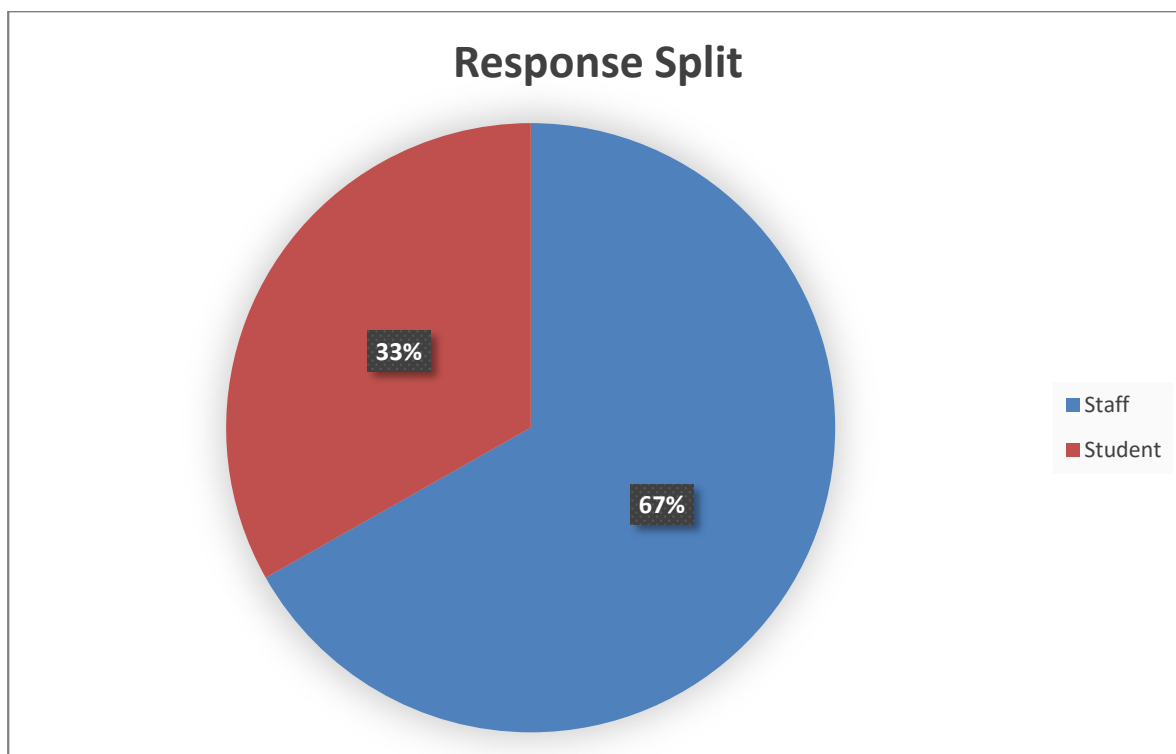


Chart 2 shows the response rate split between students and staff.

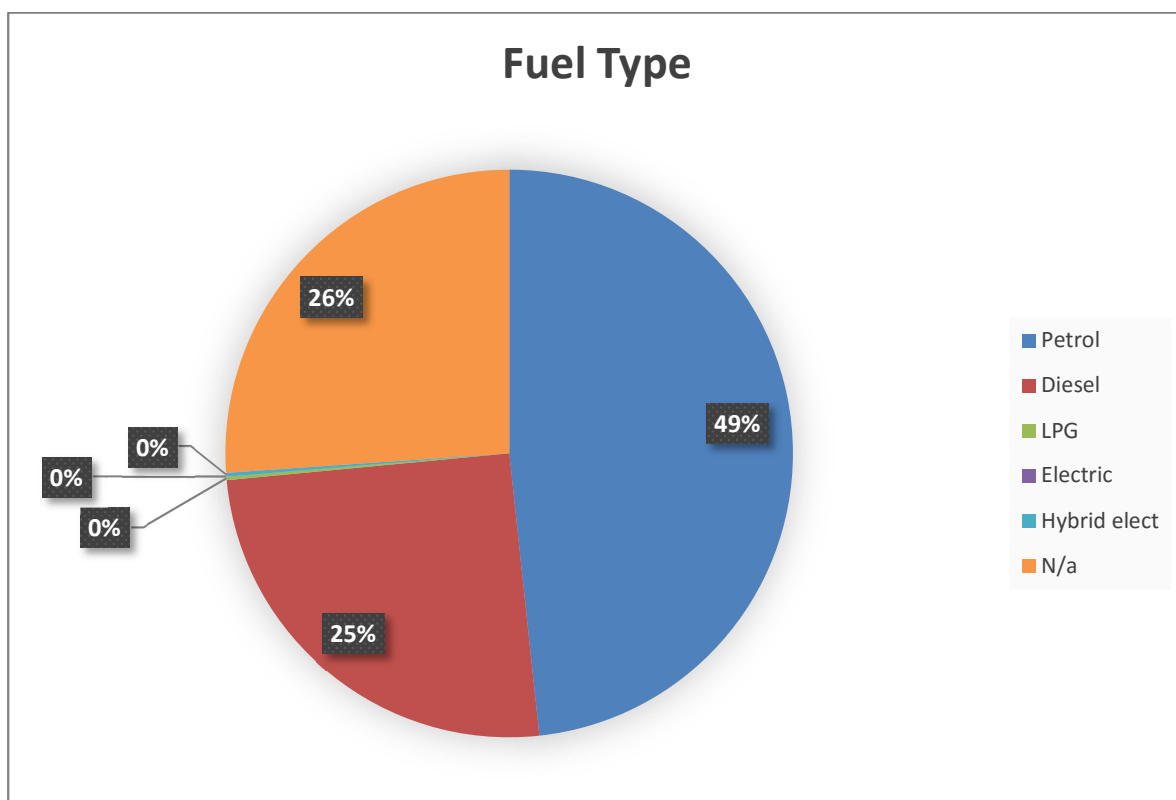


Chart 3 Shows the percentages of the different fuel types that are used in vehicles travelling to and from campuses.

Issue No	1.3		
Issue Date	20.03.2017		
Page	10	of	26

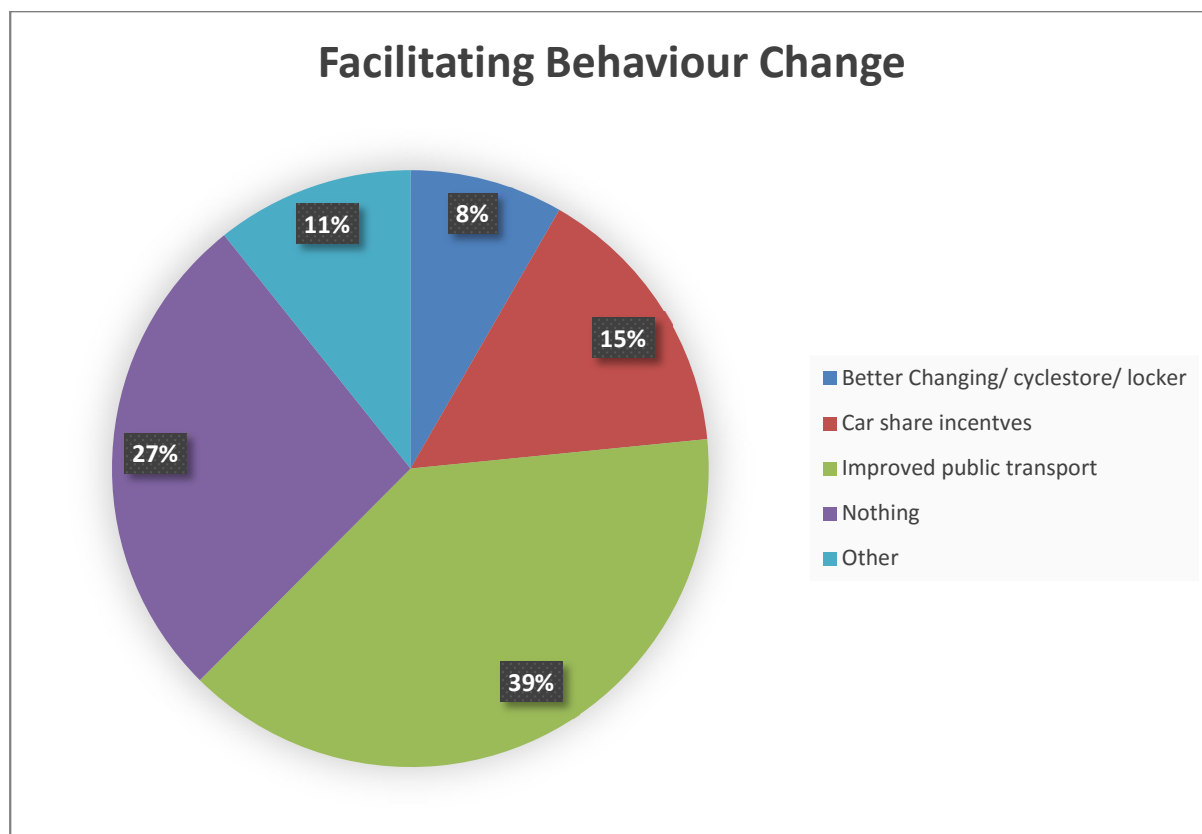


Chart 4 shows what can be done to encourage the move from single occupancy car use

The main driver for change that was highlighted in the survey would be to improve public transport.

Issue No	1.3		
Issue Date	20.03.2017		
Page	11	of	26

Royal Welsh College of Music and Drama Travel Survey Results 2016

During the 2014 travel survey, the response rate for Merthyr College and Royal Welsh College of Music and Drama was low. During the 2016 survey, it was decided to undertake separate surveys for RWCMD and Merthyr College.

The results are shown below.

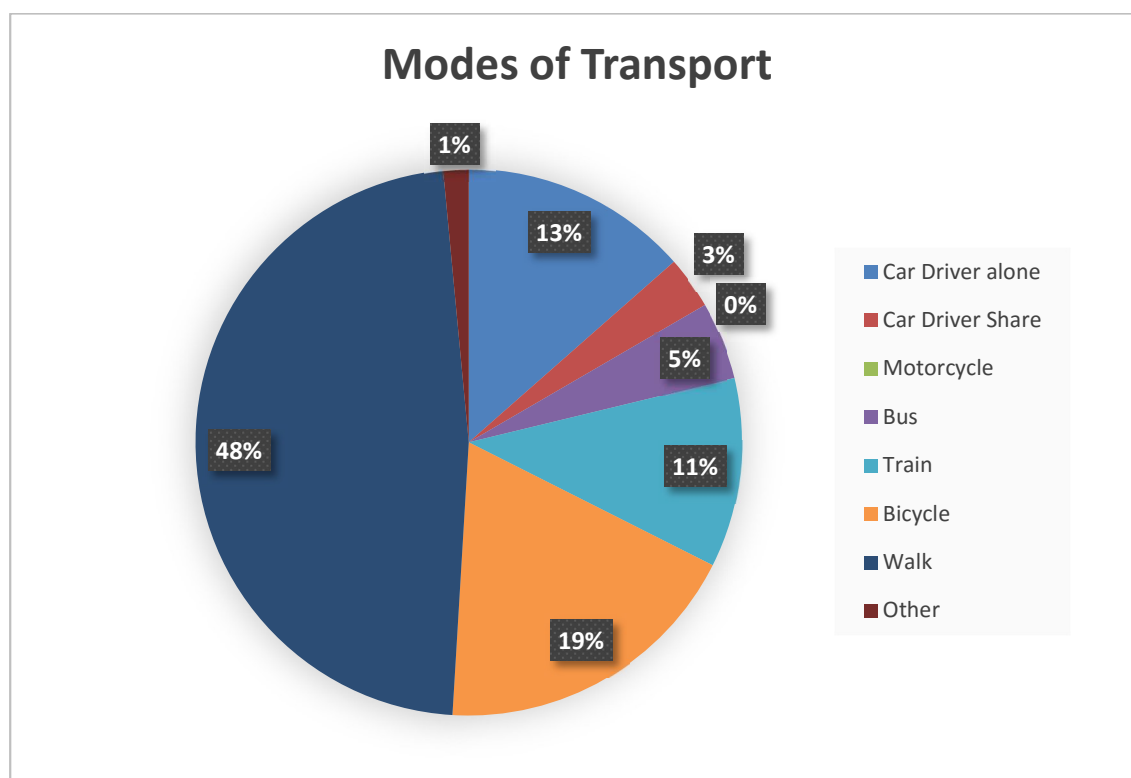


Chart 1 shows the different modes of travel and their percentages from the survey.

The 19% bicycle usage reflects the work that the college has done to encourage cycling and the cycle storage facilities installed. 13% train use reflects the proximity of the site to the station in Cathays

Issue No	1.3		
Issue Date	20.03.2017		
Page	12	of	26

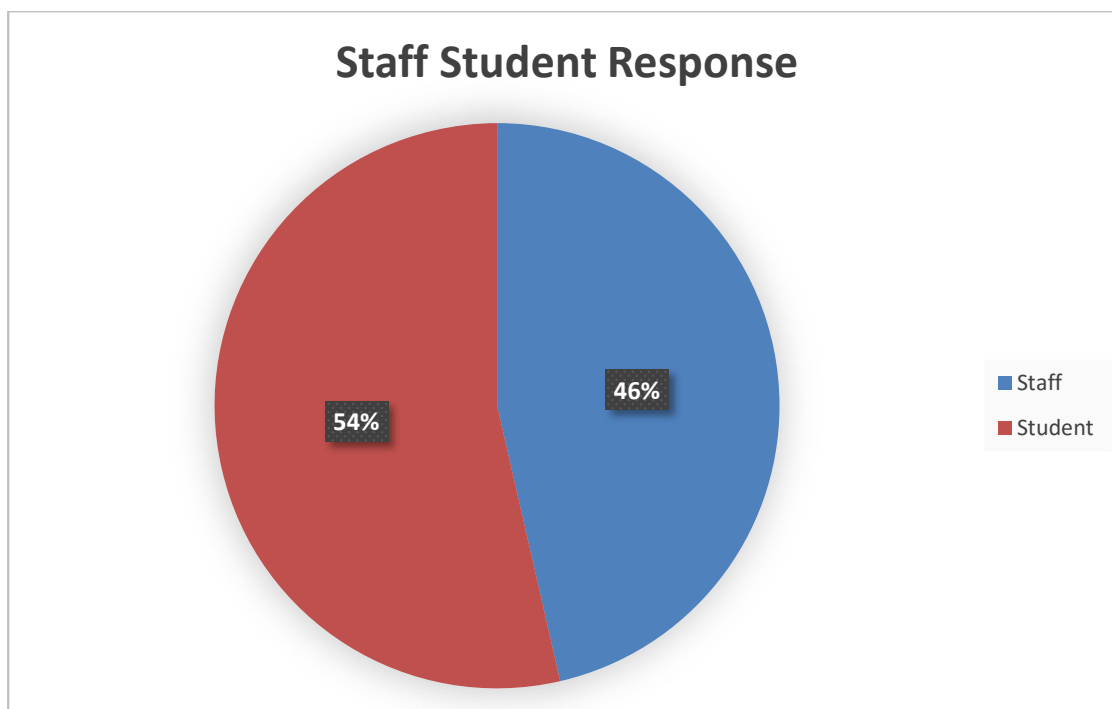


Chart 2 shows the response split between staff and students.

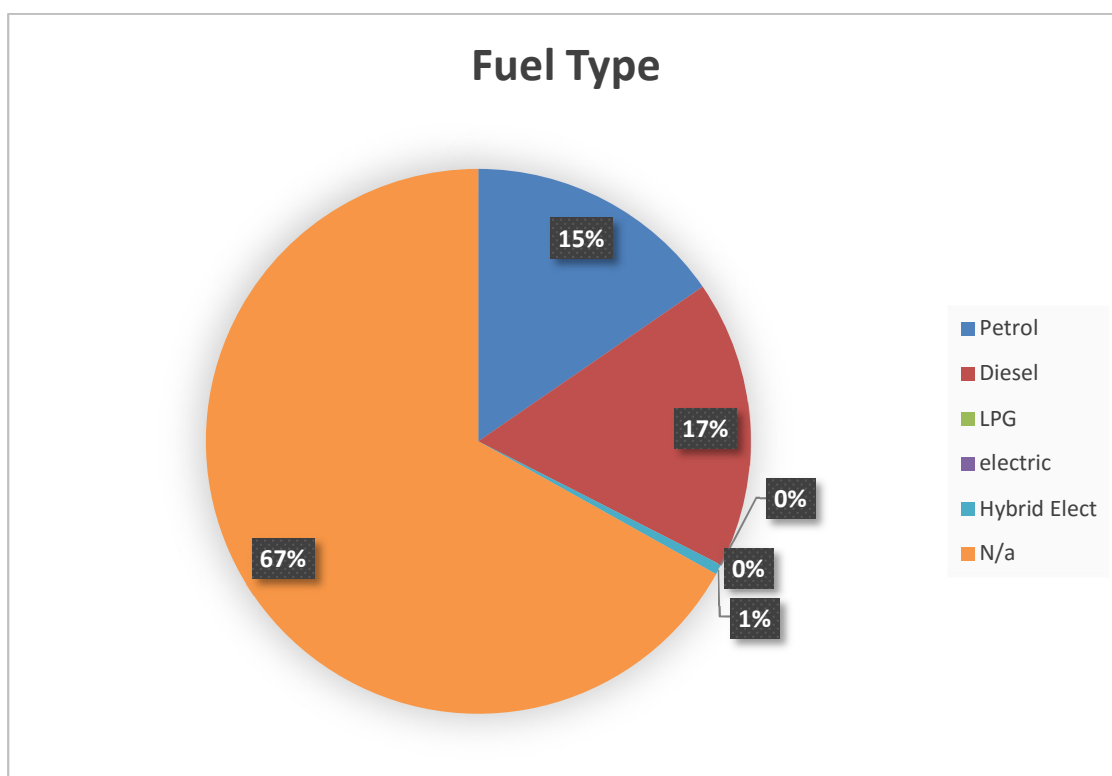


Chart 3 shows the most common fuel type.

The high percentage of N/A reflects the high usage of train, walking facilities and the city centre location.

Issue No	1.3		
Issue Date	20.03.2017		
Page	13	of	26

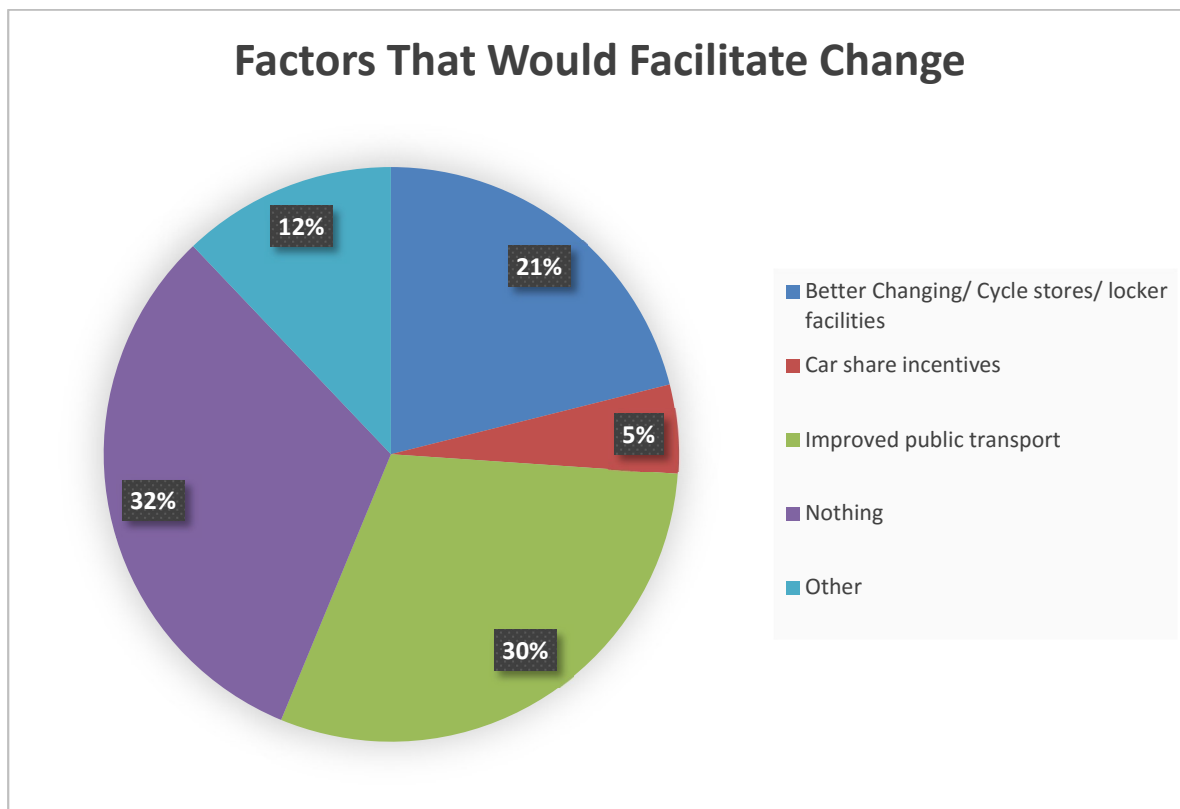


Chart 4 shows the most important factors that would encourage change of use.

Issue No	1.3
Issue Date	20.03.2017
Page	14 of 26

Merthyr College Travel Survey Results 2016

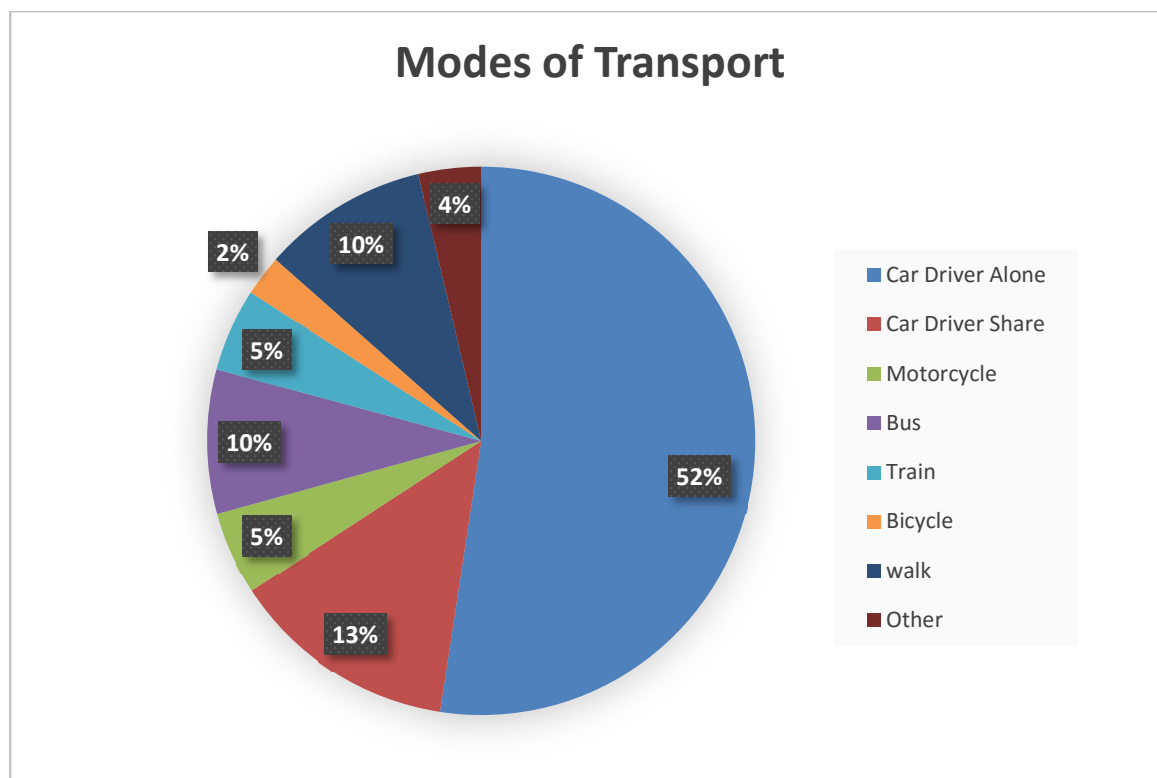


Chart 1 shows the different modes of travel and their percentages from the survey.

There is a high percentage of car driver alone travel followed by car driver share. The high percentage that walk to site (10%) is encouraging.

Issue No	1.3
Issue Date	20.03.2017
Page	15 of 26

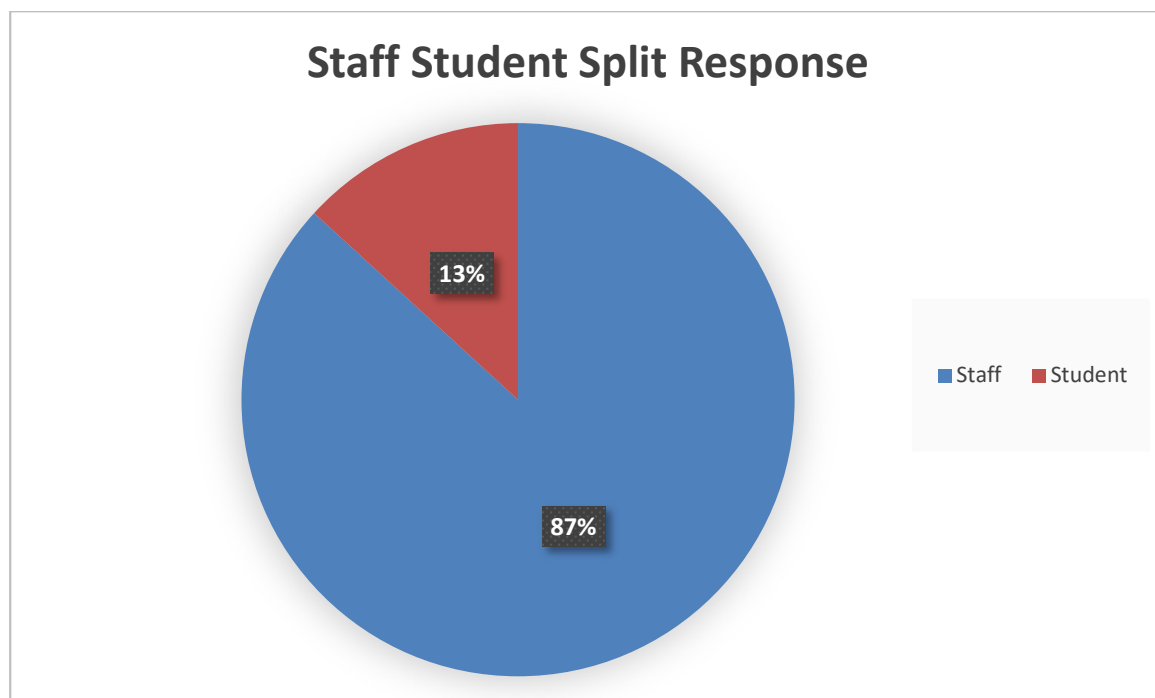


Chart 2 shows the response split between staff and students.

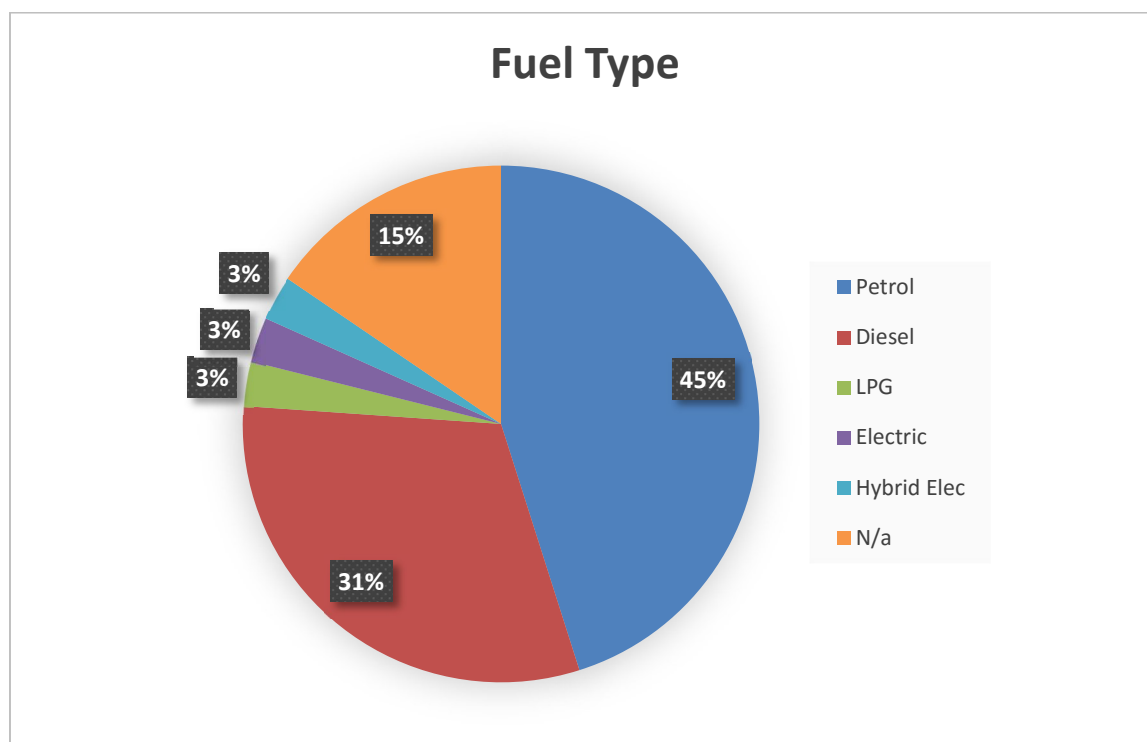


Chart 3 shows the most common fuel type.

Issue No	1.3		
Issue Date	20.03.2017		
Page	16	of	26

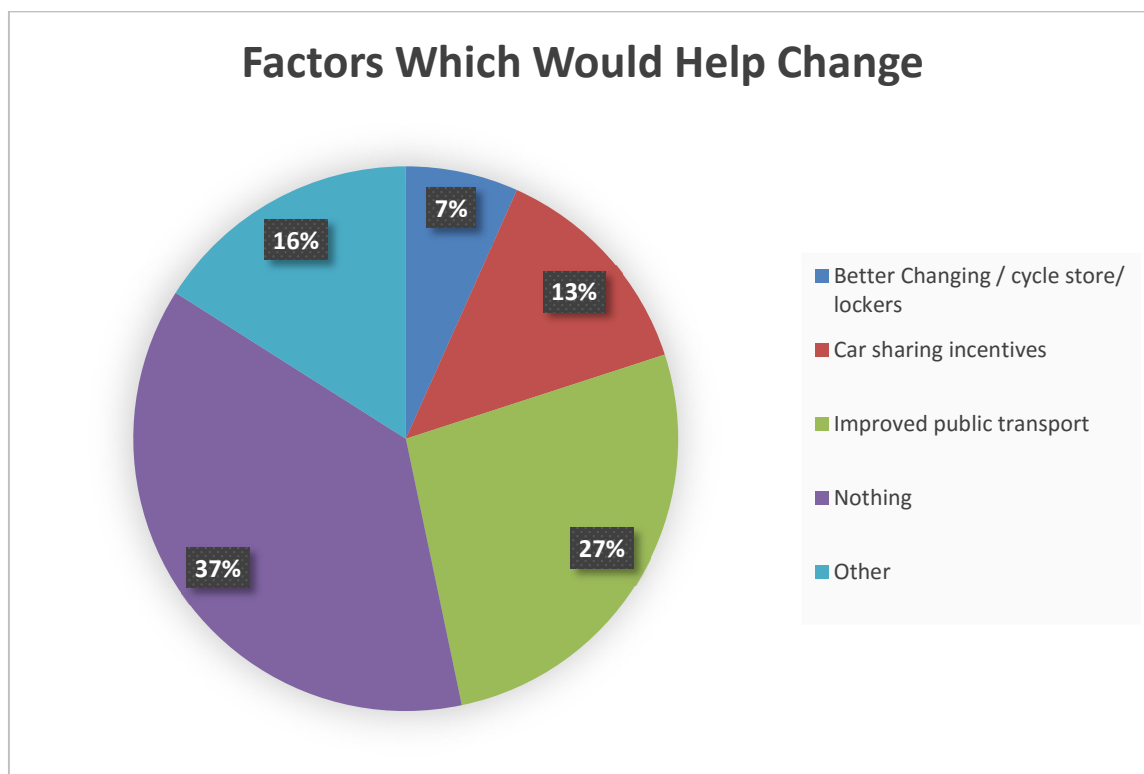


Chart 4 shows the most important factors that would encourage change of use.

37% answered that there is nothing that could be done to move them away from vehicle use.

Issue No	1.3		
Issue Date	20.03.2017		
Page	17	of	26

Aim, Objectives & Targets

Aim

The main aim of this plan is to encourage staff and students to adopt more sustainable modes of transport. To achieve this, it is planned to reduce the number of single occupancy car journeys, encouraging the use of public transport, car sharing, as well as promoting walking and cycling to the university.

As USW we have set the following objectives and target:

Objective:

- *To reduce fuel usage, carbon dioxide emissions and encourage alternative methods of transport*

Target:

- *To reduce single occupancy car use by 2% per year; 10% over the next 5 years.*

Delivering the Travel Plan

This Travel Plan will be reviewed annually and publicised to staff, students and visitors via the Environmental web pages.

The progress towards meeting the Travel Plan objectives and targets will be discussed within the quarterly Environmental Steering Group meetings. This will provide an opportunity to identify specific travel measures for the USW Group and review the action plan set out in the Travel Plan.

Senior management and the Governors of the university will be kept informed of the progress made towards meeting the Travel Objectives and Targets.

Action Plan

To achieve the objectives and targets set out in this plan, the following measures will be adopted.

<i>Issue No</i>	<i>1.3</i>		
<i>Issue Date</i>	<i>20.03.2017</i>		
<i>Page</i>	<i>18</i>	<i>of</i>	<i>26</i>

Walking and Cycling

- Publicising and promoting Cyclescheme that has been adopted by USW to encourage staff to purchase a bike for commuting to work.
- Promote sustainable travel by ensuring walking and cycling maps are freely available at all campuses.
- Promote annual cycling events such as Bike Week, Cycle to Work day and Live Well, Work Well University Challenge.
- Arranging travel events such as Dr Bike clinics for students and staff.
- Engaging with local bike shops to arrange discounts and help promote Cyclescheme participation.
- Provide increased cycle storage and changing facilities, including more covered and secure facilities.
- Continue to work with the Health and Wellbeing Group to encourage health living and sustainable travel.

Public Transport

- Publicising and promoting the interest-free loans to staff for rail and bus season tickets taking advantage of the schemes agreed with companies such as Arriva Trains and Newport Bus.
- Raise awareness of up to date travel information amongst Staff and Students via the web pages, The Hub and Unilife.
- Work with local authorities and providers of transport to improve their provision of transport options.
- Provide shuttle bus service for students traveling between Treforest, Glyntaff and Sport Park. This will help to reduce car journeys.

Car Travel

- Use car park charging to encourage staff and students to use public transport or car share when traveling to campus.
- Consider and promote sustainable transport options for open days and other events.

<i>Issue No</i>	1.3		
<i>Issue Date</i>	20.03.2017		
<i>Page</i>	19	of	26

- Investigate the use of low emissions vehicles within the University-owned fleet.

Working Arrangements

- Promote the use of video-conferencing to reduce unnecessary traveling.
- Work with IT department to investigate the option of video-conferencing facilities within each of the campuses.
- Investigate Tele-conferencing facilities and look to increase provision and use.
- University has a flexible working policy which can help to reduce car travel to and from work.

Monitoring and Review

Periodic staff and student surveys will be undertaken to gather information on travel choices and changes in behaviour. This will monitor the progress towards the aims and objectives of the Travel Plan.



Each year we will review and report progress against our set targets and update the plan in accordance with developments within the USW Group and relevant external factors.




Staff and students will be encouraged to take part in regular surveys via the Hub and Unilife.











<i>Issue No</i>	1.3		
<i>Issue Date</i>	20.03.2017		
<i>Page</i>	20	of	26



Appendix 1

USW Group Travel Plan Survey (Sample)










1. Are you a member of staff or a student? / Ydych chi'n aelod o staff neu fyfyrwr?			
Staff / Staff:		97.2%	415
Student / Myfyrwr:		2.8%	12










2. Are you Full-Time or Part-Time? / Ydych chi'n Llawn-Amser neu Ran-Amser?			
Full-Time / Llawn-Amser:		79.2%	338
Part-Time / Rhan-Amser:		19.9%	85
Other (please specify):		0.9%	4
View All Responses - There are too many responses to display on this page and so all the responses to this question are available on a separate page.			

5. Which of the following campuses are you mainly based at for work / study? / Pa un o'r campysau canlynol ydych chi'n gweithio gan fwyaf yn ar gyfer gwaith / astudio?			
Treforest Campus / Campws Trefforest:		58.1%	248
Glyntaff Campus / Glyn-taf Campws:		11.0%	47
USW Sport Park Campus / Campws Parc Chwaraeon USW:		0.2%	1
Atrium and associated Cardiff Campuses / Atrium a Campysau Caerdydd cysylltiedig:		6.3%	27
Caerleon Campus / Campws Caerlion:		14.8%	63
Newport City Campus / Campws Dinas Casnewydd:		4.0%	17
The College Merthyr and associated Merthyr Campuses / Mae'r Coleg Merthyr a Campysau Merthyr cysylltiedig:		0.7%	3
Royal Welsh College of Music & Drama Coleg / Brenhinol Cerdd a Drama Cymru:		0.2%	1
Baglan Hydrogen Research Campus / Baglan Hydrogen Campws Ymchwil:		0.0%	0
Other (please specify):		4.7%	20
View All Responses - There are too many responses to display on this page and so all the responses to this question are available on a separate page.			

6. Is your journey single mode or a combination of modes? / A yw eich dull unigol taith neu gyfuniad o ddulliau?			
Single / Sengl:		85.0%	363
Combination / Cyfuniad:		15.0%	64

9. What is the average cost of your usual mode of travel? (one way only, excluding car parking charges) / Beth yw cost gyfartalog eich dull arferol o deithio? (Un ffordd yn unig, ac eithrio taliadau parcio ceir)			
View All Responses - There are too many responses to display on this page and so all the responses to this question are available on a separate page.			

10. What time do you usually ARRIVE at work / study? / Faint o'r gloch ydych chi fel arfer yn cyrraedd y gwaith / astudio?			
Earlier than 7:00am / Gynharach na 07:00:		1.4%	6
7:00 to 7:29:		4.9%	21
7:30 to 7:59:		14.8%	63
8:00 to 8:29:		33.0%	141
8:30 to 8:59:		27.4%	117
9:00 to 9:29:		8.9%	38
9:30 to 10:00:		4.2%	18
Later than 10:00am / Hwyrach na 10:00:		0.9%	4
Other (please specify):		4.4%	19
View All Responses - There are too many responses to display on this page and so all the responses to this question are available on a separate page.			

11. What time do you usually LEAVE work / study? / Faint o'r gloch ydych chi fel arfer yn gadael y gwaith / astudio?			
Earlier than 4:00pm / Gynharach na 16:00:		3.7%	16
4:00 to 4:29:		10.8%	46
4:30 to 4:59:		19.7%	84
5:00 to 5:29:		33.5%	143
5:30 to 5:59:		10.8%	46
6:00 to 6:29:		8.2%	35
6:30 to 7:00:		3.3%	14
Later than 7:00pm / Hwyrach na 19:00:		3.5%	15
Other (please specify):		6.6%	28
View All Responses - There are too many responses to display on this page and so all the responses to this question are available on a separate page.			

Issue No	1.3		
Issue Date	20.03.2017		
Page	21	of	26

12. What is the MAIN mode of transport that you use for your journey TO the University / College for work / study? (Please tick the part of your journey that covers the longest distance, and tick only one) / Beth yw prif ddull o deithio a ddefnyddiwyd ar gyfer eich taith TO wrth y Brifysgol / Coleg ar gyfer gwaith / astudio? (Ticiwch y rhan o'ch taith sy'n cynnwys y pellter hiraf, a thiciwch un yn unig)

Car driver (alone) / Gyrrwr car (yn unig):	<input checked="" type="checkbox"/>	61.8%	264
Car (driver with others) / Car (gyrrwr ag eraill):	<input type="checkbox"/>	7.3%	31
Car (as passenger) / Car (fel teithwyr):	<input type="checkbox"/>	2.1%	9
Motorcycle / Beiciau Modur:	<input type="checkbox"/>	0.5%	2
Bus / Bws:	<input type="checkbox"/>	3.5%	15
Bicycle / Beic:	<input type="checkbox"/>	4.2%	18
Train / Trên:	<input type="checkbox"/>	13.1%	56
Cycle to train station / train / Beicio i hyfforddi / gorsaf drenau:	<input type="checkbox"/>	0.2%	1
Foot / Droed:	<input type="checkbox"/>	4.9%	21
Taxi / Tacsi:	<input type="checkbox"/>	0.0%	0
Other (please specify):	<input type="checkbox"/>	2.3%	10

[View All Responses](#) - There are too many responses to display on this page and so all the responses to this question are available on a separate page.

13. Thinking about your MAIN mode of transport to the University / College, identified in Q12, what are your main reasons for choosing this mode? / Gan feddwl am eich prif ddull o deithio i'r Brifysgol / Coleg, a nodwyd yn C12, beth yw eich prif resymau dros ddewis y modd hwn?

It is the quickest / Dyma'r cyflymaf:	<input checked="" type="checkbox"/>	n/a	261
It is the cheapest / Dyma'r rhataf:	<input type="checkbox"/>	n/a	161
It is the most comfortable / Mae'n yw'r mwyaf cyfforddus:	<input type="checkbox"/>	n/a	136
It requires the least effort / Mae'n gofyn am yr ymdrech lleiaf:	<input type="checkbox"/>	n/a	134
I have a disability that makes it necessary / Mae gen i anabledd sy'n ei gwneud yn angenrheidiol:	<input type="checkbox"/>	n/a	6
For work needs / commitments / Ar gyfer anghenion gwaith / ymrwymadau:	<input type="checkbox"/>	n/a	70
Dropping / collecting / caring / other commitments / Gollwng / casglu / gofal / ymrwymadau eraill:	<input type="checkbox"/>	n/a	74
For environmental reasons / Am resymau amgylcheddol:	<input type="checkbox"/>	n/a	32
For health / exercise reasons / Am resymau iechyd / ymarfer corff:	<input type="checkbox"/>	n/a	37
Personal Safety / Diogelwch Personol:	<input type="checkbox"/>	n/a	20
Nowhere to park / Unman i barcio:	<input type="checkbox"/>	n/a	11
No alternative / Oes dewis arall:	<input type="checkbox"/>	n/a	74
Other (please specify):	<input type="checkbox"/>	n/a	32

[View All Responses](#) - There are too many responses to display on this page and so all the responses to this question are available on a separate page.

Issue No	1.3
Issue Date	20.03.2017
Page	22 of 26

14. If you travel by car, what kind of parking permit do you have? / Os ydych yn teithio yn y car, pa fath o drwydded parcio sydd gennych chi?			
General Staff Permit / Trwydded Staff Cyffredinol:		60.4%	258
Residential Student Permit (On Site Accommodation) / Trwydded Myfyrwyr Preswyl (Ar Llety Safle):		0.2%	1
Non Resident Student Permit / Preswyl Trwydded Non Myfyrwyr:		0.0%	0
Disabled Staff Permit / Trwydded Staff Anabl:		0.9%	4
Disabled Student Permit / Trwydded Myfyrwyr Anabl:		0.0%	0
Staff Car Sharing Permit / Staff Car Rhannu Trwydded:		1.9%	8
Student Car Sharing Permit / Car Myfyrwyr Rhannu Trwydded:		0.0%	0
Temporary Staff Permit / Trwydded Staff Dros Dro:		0.5%	2
Temporary Student Permit / Trwydded Myfyrwyr Dros Dro:		0.0%	0
Other / Arall:		3.0%	13
I don't need a permit / Nid oes angen trwydded i mi:		10.5%	45
I don't travel by car / Nid wyf yn teithio mewn car:		22.5%	96

15. If you travel by car, what fuel type is the car you usually travel in? / Os ydych yn teithio mewn car, pa fath tanwydd yn y car yr ydych fel arfer yn teithio i mewn?			
Petrol:		47.8%	204
Diesel:		28.8%	123
Hybrid:		0.7%	3
LPG:		0.2%	1
I don't travel by car / Nid wyf yn teithio mewn car:		22.5%	96

16. If you travel by car, are you a driver or passenger? / Os ydych yn teithio mewn car, yn yrrwr neu'n deithiwr chi?			
Driver / Gyrwyr:		74.2%	317
Passenger / Teithwyr:		3.0%	13
I don't travel by car / Nid wyf yn teithio mewn car:		22.7%	97

17. If you travel by car, how many passengers do you usually have with you? / Os ydych yn teithio yn y car, faint o deithwyr oes fel arfer bydd gennych gyda chi?			
0:		63.5%	271
1:		12.2%	52
2:		1.2%	5
3:		0.5%	2
4 or more / 4 neu fwy:		0.0%	0
I don't travel by car / Nid wyf yn teithio mewn car:		22.7%	97

18. If you travel by car, how often do you travel with passengers? / Os ydych yn teithio yn y car, pa mor aml ydych chi'n teithio gyda theithwyr?			
Never / Peidiwch byth â:		57.6%	246
Once a week / Unwaith yr wythnos:		5.2%	22
Two times a week / Dwy waith yr wythnos:		3.3%	14
Three times a week / Tair gwaith yr wythnos:		5.4%	23
Four times a week / Bedair gwaith yr wythnos:		1.4%	6
Five times a week or more / Bum gwaith yr wythnos neu fwy:		4.4%	19
I don't travel by car / Nid wyf yn teithio mewn car:		22.7%	97

19. Are you a member of the University / College or any other car sharing scheme? / A ydych yn aelod o Brifysgol / Coleg neu unrhyw gynllun rhannu car eraill?			
Yes / Ydw:		2.8%	12
No / Nac oes:		97.2%	415

19.a. If you are a member of a car sharing scheme, please specify which scheme you use. / Os ydych yn aelod o gynllun rhannu car, nodwch pa gynllun rydych yn ei ddefnyddio.
[View All Responses](#) - There are too many responses to display on this page and so all the responses to this question are available on a separate page.

20. Which of the following would encourage you to CAR SHARE? / Pa un o'r canlynol fyddai'n eich annog i rannu car?			
Help in finding car share partners with similar work / study / travel / Help i ddod o hyd i bartneriaid rhannu ceir gyda gwaith / astudio / teithio tebyg:		16.2%	69
Incentives for car sharers / Cymhellion i'r rhai sy'n rhannu ceir:		16.6%	71
Preferential parking / Parcio ffafriol:		8.9%	38
Free lift home if let down by driver / Liff rhad ac am ddim cartref os caiff ei osod i lawr gan yrrwr:		4.2%	18
Nothing would encourage me / Ni fyddai dim fy annog:		33.7%	144
I don't travel by car / Nid wyf yn teithio mewn car:		20.4%	87

21. Which of the following would encourage you to CYCLE TO OR CYCLE MORE OFTEN to the University / College? / Pa un o'r canlynol fyddai'n eich annog i BEICIO NEU beicio'n amlach i'r Brifysgol / Coleg?			
Already cycle / Eisoes cylch:		n/a	33
Improved cycle paths on the journey to College / Gwell llwybrau beicio ar y daith i Goleg:		n/a	62
Lighting on cycle paths / Goleuadau ar llwybrau beicio:		n/a	43
Workplace showers and changing facilities for cyclists / Cawodydd yn y gweithle a chyfleusterau newid ar gyfer beicwyr:		n/a	68
Workplace lockers for cyclists / Loceri yn y gweithle ar gyfer beicwyr:		n/a	52
Arrangements to buy a bicycle at a discount / Trefniadau i brynu beic am bris gostyngol:		n/a	49
Cycle maps and information / Mapiau beicio a gwybodaeth:		n/a	17
Cycle training / Hyfforddiant beicio:		n/a	12
Advice / guidance on cycle maintenance / Cyngor / arweiniad ar gynnal a chadw beiciau:		n/a	15
Nothing - it's too far to cycle / Dim byd - mae'n rhy bell i feicio:		n/a	210
Nothing / Nid oes dim:		n/a	89
Other (please specify):		n/a	41

[View All Responses](#) - There are too many responses to display on this page and so all the responses to this question are available on a separate page.

22. Which of the following would encourage you to WALK TO OR WALK MORE OFTEN to the University / College? / Pa un o'r canlynol fyddai'n eich annog i gerdded i'r NEU GERDDED FWY AML i'r Brifysgol / Coleg?			
Already walk / Cerdded Eisoes:		n/a	41
Road safety improvements in the local area / Gwella diogelwch ar y ffordd yn yr ardal leol:		n/a	11
Better maintained / cleaner footpaths to College / Cynnal yn well / llwybrau troed glanach i Goleg:		n/a	5
Better street lighting in the local area / Goleuadau Gwell stryd yn yr ardal leol:		n/a	9
More lockers and storage facilities at College / Mwy o loceri a chyfleusterau storio yn y Coleg:		n/a	14
Nothing - it's too far to walk / Dim byd - mae'n rhy bell i gerdded:		n/a	314
Nothing / Nid oes dim:		n/a	42
Other (please specify):		n/a	22

[View All Responses](#) - There are too many responses to display on this page and so all the responses to this question are available on a separate page.

Issue No	1.3
Issue Date	20.03.2017
Page	24 of 26

23. What facilities / initiatives do you think would encourage a REDUCTION IN CAR TRAVEL to and from the University / College? / Pa gyfleusterau / mentrau ydych chi'n meddwl y byddai annog lleihad mewn teithio CAR i ac o'r Brifysgol / Coleg?			
Improve showers and changing facilities at work / Gwella cawodydd a chyfleusterau newid yn y gwaith:	<input type="checkbox"/>	n/a	110
More lockers and storage facilities at work / Mwy o loceri a chyfleusterau storio yn y gwaith:	<input type="checkbox"/>	n/a	88
Safer crossing facilities en-route / Cyfleusterau croesi mwy diogel ar y ffordd:	<input type="checkbox"/>	n/a	39
Improved facilities lighting / security on pedestrian / cycle routes / Cyfleusterau gwell goleuadau / diogelwch ar lwybrau cerdded / beicio:	<input type="checkbox"/>	n/a	43
A walking or cycling buddy or group / Mae cyfaill gerdded neu feicio neu grŵp:	<input type="checkbox"/>	n/a	62
More information on pedestrian / cycle routes / Mwy o wybodaeth ar lwybrau cerdded / beicio:	<input type="checkbox"/>	n/a	49
On-site / nearby bicycle repair service / Gwasanaeth trwsio beiciau ar y safle cyfagos:	<input type="checkbox"/>	n/a	34
Provision of 'pool' bicycle for business use / Darparu beic 'cronfa' ar gyfer defnydd busnes:	<input type="checkbox"/>	n/a	28
Interest-free loans for purchasing bicycle and rail / bus tickets etc / Benthyciadau di-log ar gyfer prynu tocynnau beic a rheilffyrdd / bysiau ac ati:	<input type="checkbox"/>	n/a	76
Cheaper fares / Prisiau rhatach:	<input type="checkbox"/>	n/a	175
Up-to-date travel information on times, routes and fares / Hyd-i-ddiweddaraaf gwybodaeth am deithio am amseroedd, llwybrau a phrisiau:	<input type="checkbox"/>	n/a	56
More frequent / reliable services / Gwasanaethau amlach / dibynadwy:	<input type="checkbox"/>	n/a	171
Better standards of trains / Safonau gwell o drenau:	<input type="checkbox"/>	n/a	90
Less crowded services / Gwasanaethau Llai orlawn:	<input type="checkbox"/>	n/a	80
Nothing would encourage me / Ni fyddai dim fy annog:	<input type="checkbox"/>	n/a	95
Other (please specify):	<input type="checkbox"/>	n/a	66
View All Responses - There are too many responses to display on this page and so all the responses to this question are available on a separate page.			

24. Which of the following would encourage you to use PUBLIC TRANSPORT or use it more often on your journey to University / College? / Pa un o'r canlynol fyddai'n eich annog i ddefnyddio CLUDIANT CYHOEDDUS neu ei ddefnyddio yn fwy aml ar eich taith i Brifysgol / Coleg?			
Already use public transport / Eisoes yn defnyddio trafnidiaeth gyhoeddus:	<input type="checkbox"/>	n/a	86
More direct bus routes / Llwybrau bysiau mwy uniongyrchol:	<input type="checkbox"/>	n/a	100
More frequent bus services / Gwasanaethau bws amlach:	<input type="checkbox"/>	n/a	98
More frequent train services / Gwasanaethau trŵn amlach:	<input type="checkbox"/>	n/a	80
Better lighting at bus shelters / Gwell goleuadau ar safleoedd bws:	<input type="checkbox"/>	n/a	13
More convenient bus drop off points / Galw hebio bws mwy cyfleus o fannau oddi ar:	<input type="checkbox"/>	n/a	46
Public transport information / Gwybodaeth am dfrnidiaeth gyhoeddus:	<input type="checkbox"/>	n/a	30
Improved security on public transport and at stations / Gwell diogelwch ar dfrnidiaeth gyhoeddus ac mewn gorsafoedd:	<input type="checkbox"/>	n/a	24
Nothing / Nid oes dim:	<input type="checkbox"/>	n/a	128
Other (please specify):	<input type="checkbox"/>	n/a	76
View All Responses - There are too many responses to display on this page and so all the responses to this question are available on a separate page.			

25. If you travel from your main campus of work / study to other campuses, which campuses do you travel to? / Os ydych yn teithio o'ch prif gampws y gwaith / astudio i gampws arall, a campws ydych chi'n teithio i?			
Treforest Campus / Campws Treforest:	<input type="checkbox"/>	n/a	129
Glyntaff Campus / Glyn-taf Campws:	<input type="checkbox"/>	n/a	106
USW Sport Park Campus / Campws Parc Chwaraeon USW:	<input type="checkbox"/>	n/a	22
Atrium and associated Cardiff Campuses / Atrium a Campysau Caerdydd cysylltiedig:	<input type="checkbox"/>	n/a	113
Caerleon Campus / Campws Caerllion:	<input type="checkbox"/>	n/a	118
Newport City Campus / Campws Dinas Casnewydd:	<input type="checkbox"/>	n/a	115
The College Merthyr and associated Merthyr Campuses / Mae'r Coleg Merthyr a Campysau Merthyr cysylltiedig:	<input type="checkbox"/>	n/a	28
Royal Welsh College of Music & Drama Coleg / Brenhinol Cerdd a Drama Cymru:	<input type="checkbox"/>	n/a	26
Baglan Hydrogen Research Campus / Baglan Hydrogen Campws Ymchwil:	<input type="checkbox"/>	n/a	6
I don't travel to any other campuses / Nid wyf yn teithio i unrhyw campwsau eraill:	<input type="checkbox"/>	n/a	158

Issue No	1.3		
Issue Date	20.03.2017		
Page	25	of	26

26. How many times in a typical week do you travel from your campus base to other University / College campuses? / Sawl gwaith mewn wythnos nodweddiadol ydych chi'n teithio o eich sylfaen campws i gampwsau eraill y Brifysgol / Coleg?			
Every day / Bob dydd:		3.0%	13
Two times a week / Dwy waith yr wythnos:		32.1%	137
Three times a week / Tair gwaith yr wythnos:		4.4%	19
Four times a week / Bedair gwaith yr wythnos:		1.6%	7
Five times a week or more / Bum gwaith yr wythnos neu fwy:		0.2%	1
Never / Peidiwch byth â:		58.5%	250

27. What transport do you use to travel BETWEEN University / College campuses? / Pa drafnidiaeth ydych chi'n ei ddefnyddio i deithio RHWNG gampws Prifysgol / Coleg?			
Car driver (alone) / Gyrrwr car (yn unig):		34.4%	147
Car driver (with others) / Gyrrwr car (gydag eraill):		6.1%	26
Car (as passenger) / Car (fel teithwyr):		1.4%	6
Motorcycle / Beiciau Modur:		0.0%	0
Bus / Bws:		1.9%	8
Bicycle / Beic:		1.4%	6
Train / Trên:		8.7%	37
Cycle to train station/train / Beicio i hyfforddi / gorsaf drenau:		0.0%	0
Foot / Droed:		6.8%	29
Taxi / Tacsï:		0.0%	0
I don't travel between campuses / Nid wyf yn teithio rhwng y ddau gampws:		33.0%	141
Other (please specify):		6.3%	27

[View All Responses](#) - There are too many responses to display on this page and so all the responses to this question are available on a separate page.

28. Do you use a website, mobile app or fitness app to find information about travel journeys and associated health advice (e.g. train times, bus ticket prices, cycle routes, calories burnt etc)? / Ydych chi'n defnyddio gwefan, app symudol neu app addasrwydd i ddod o hyd i wybodaeth am deithiau teithio a chyngor cysylltiedig ar iechyd (e.e. amseroedd trenau, prisiau tocynnau bws, llwybrau beicio, caloriau llosgi ac ati)?			
Yes / Ydw:		31.1%	133
No / Nac oes:		68.9%	294

28.a. If so, what websites / apps do you use? / Os felly, pa gwefannau / apps ydych chi'n eu defnyddio?

[View All Responses](#) - There are too many responses to display on this page and so all the responses to this question are available on a separate page.

29. Do you have any comments you wish to make regarding travel at the University / College? (Optional) / A oes gennych chi unrhyw sylwadau yr hoffech eu gwneud ynghylch teithio yn y Brifysgol / Coleg? (Dewisol)			
View All Responses - There are too many responses to display on this page and so all the responses to this question are available on a separate page.			

Issue No	1.3		
Issue Date	20.03.2017		
Page	26	of	26